

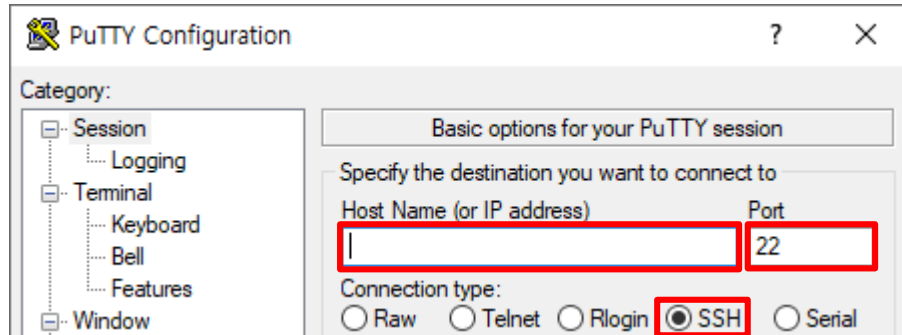
# 과제 및 실습 환경

# 과제

- 2개의 개인 과제
  - BOF, Race condition, ...(FTZ)
  - Android Rooting 관련
- 1개의 팀 과제
  - 악성코드 분석
- 실습 환경
  - NHN TOAST cloud
    - 4core, RAM : 4GB, HDD : 100GB
    - ubuntu 16.04
    - 개별할당 IP, key 전달 예정
  - FTZ 로컬 환경

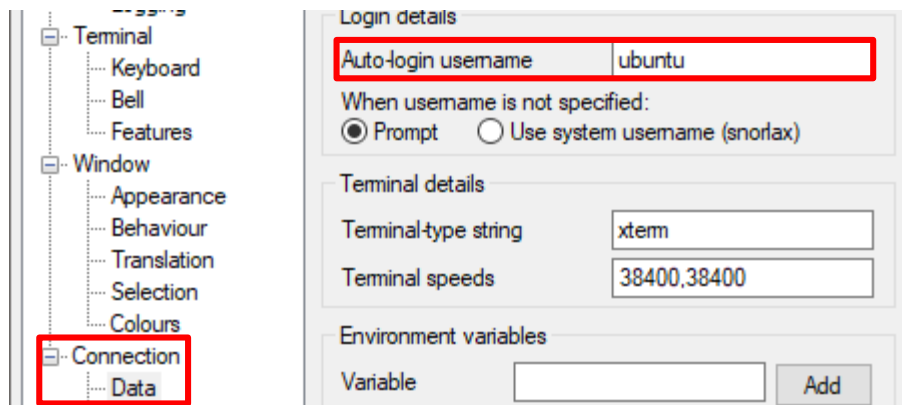


# PuTTY 설정



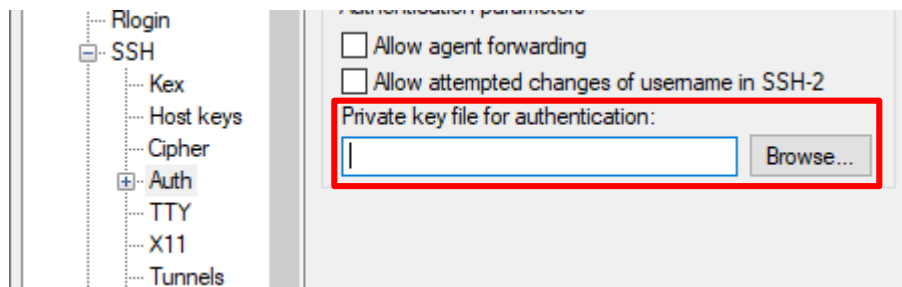
- **Session**

- IP address : 개별 할당 IP
- Port : 22(default)
- Connection type : SSH



- **Connection > Data**

- Auto-login username : ubuntu

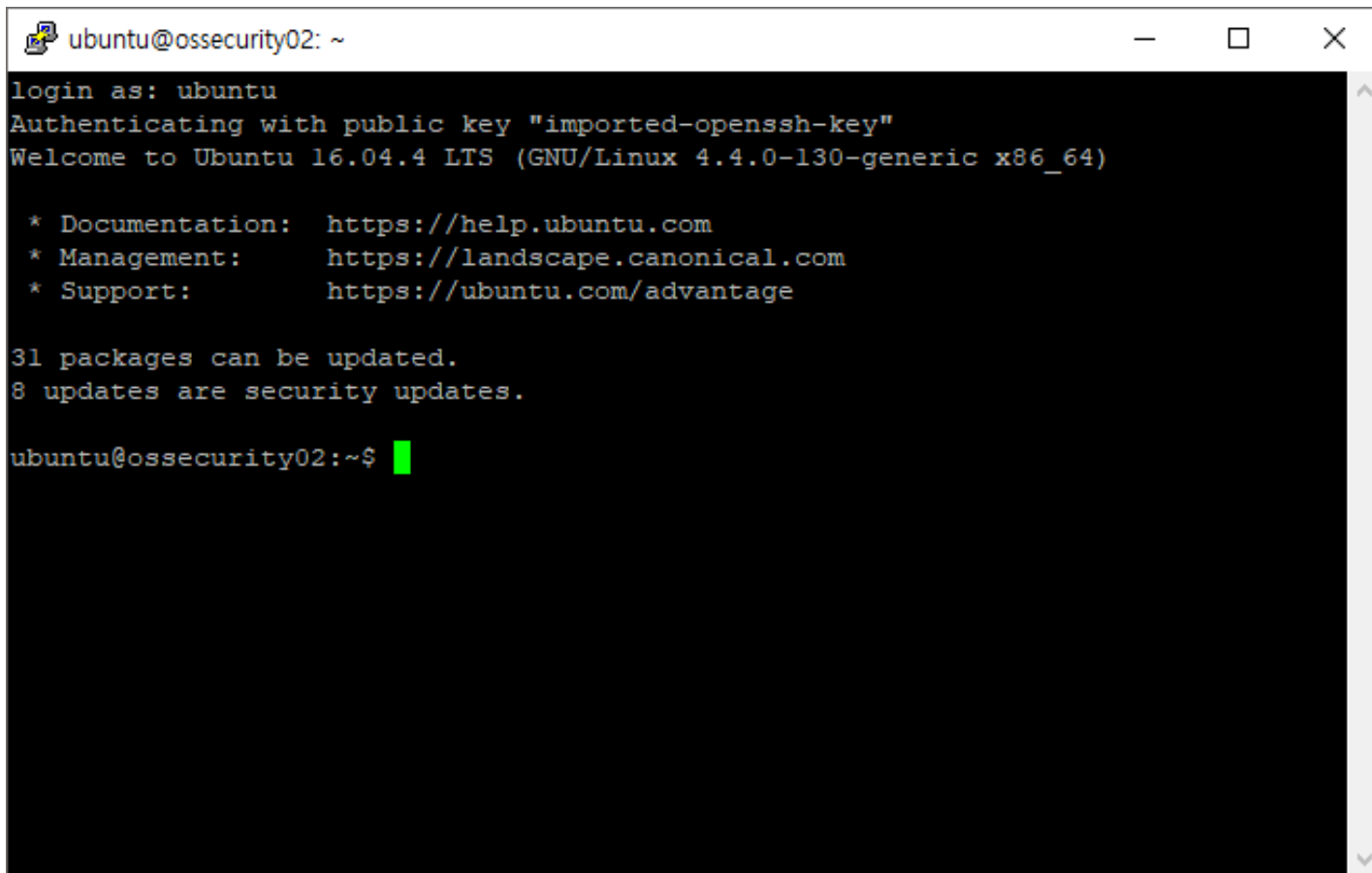


- **Connection > SSH > Auth**

- Private key file : 개별 할당 key파일

# PuTTY 설정

- 설정 완료 후 “open”
- 접속 완료



```
ubuntu@ossecurity02: ~  
login as: ubuntu  
Authenticating with public key "imported-openssh-key"  
Welcome to Ubuntu 16.04.4 LTS (GNU/Linux 4.4.0-130-generic x86_64)  
  
* Documentation:  https://help.ubuntu.com  
* Management:    https://landscape.canonical.com  
* Support:       https://ubuntu.com/advantage  
  
31 packages can be updated.  
8 updates are security updates.  
  
ubuntu@ossecurity02:~$ █
```

# Contact

---

- [dku.csos@gmail.com](mailto:dku.csos@gmail.com)
  - 학번과 이름
- 미디어센터 504호(박민재), 미디어센터 505호(정재민)

**Thank You !**